

Useful Websites for Writing

These websites are useful for games and activities that will improve your child's writing.

www.woodlands-junior.kent.sch.uk/

[www.bbc.co.uk/schools/ks2bitesize/english/
writing.shtml](http://www.bbc.co.uk/schools/ks2bitesize/english/writing.shtml)

www.primaryresources.co.uk/english/

[english.htm](#)

www.ngfl-cymru.org.uk

www.crickweb.co.uk

www.childrensuniversity.manchester.ac.uk

www.funbrain.com

Writing

Staveley
Primary and Nursery School



TIG


Togetherhness Inspires Growth

**Tips and advice for supporting
your child with writing at home.**

Writing Information Evening November 2016

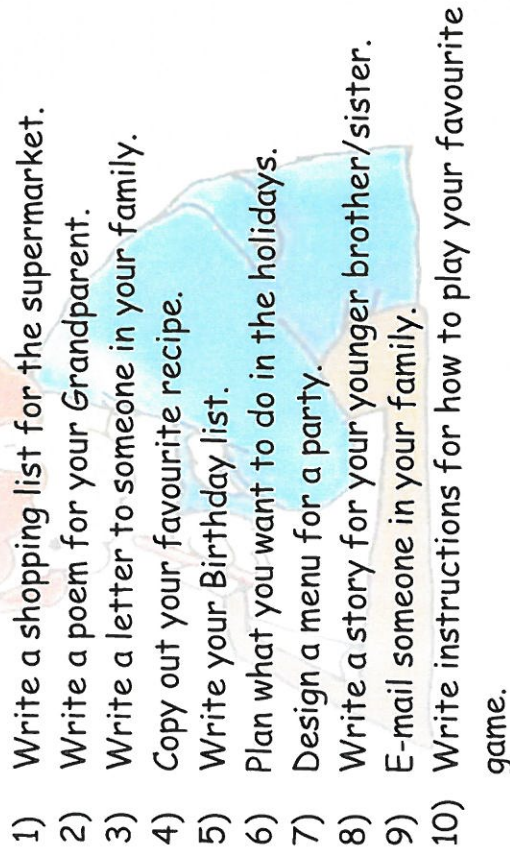
WHY?

Why writing at home is important


- 1) Writing is an **important life skill** which will empower your child for their future career.
 - 2) Many children enjoy **expressing themselves** through writing.
 - 3) Children **learn by example**, so if they see you writing, they are more likely to want to have a go.
 - 4) Writing is a good opportunity for children to **re-licate** what they have enjoyed in their reading.
- 

WHAT?

Some ideas for quick writing tasks to set your children.

- 1) Write a shopping list for the supermarket.
 - 2) Write a poem for your Grandparent.
 - 3) Write a letter to someone in your family.
 - 4) Copy out your favourite recipe.
 - 5) Write your Birthday list.
 - 6) Plan what you want to do in the holidays.
 - 7) Design a menu for a party.
 - 8) Write a story for your younger brother/sister.
 - 9) E-mail someone in your family.
 - 10) Write instructions for how to play your favourite game.
- 

HOW TO HELP?

- 1) Provide a **quiet space** where your child can concentrate on their writing.
 - 2) **Be positive!** Encourage your child by praising them about their work.
 - 3) **Check** your child's writing together by reading it aloud.
 - 4) Encourage your child to check their spellings with a **dictionary**.
 - 5) Remind your child to check for **punctuation**.
 - 6) Challenge your child to choose **adventurous words** for their writing.
 - 7) Encourage daily writing by giving them a **diary**.
- 

HANDWRITING

We follow the 'Penpals' handwriting scheme and children are expected to write in the style that is taught. Please see the additional sheet giving guidelines on the letter formation and joins. Support your child at home by reminding them to form their letters in the way they have been taught at school.

SPELLING

From KS1, your child will receive weekly spellings to learn. Help them by using

LOOK—COVER—WRITE—CHECK

Try to make time to test them to check they have learnt their words.